



PRESENTATION

PLOT NO.- B5-12H
MALIBUTOWN GURUGRAM
HARYANA

THE DESIGN ARCHITECT

P=3/3 ,DLF PHASE- II, GURUGRAM



Site Location Description

A **310sq. yard corner** house located in a peaceful locality surrounded by lush greenery in a **gated society in Malibu Town. Gurugram and south facing house** in sought-after residential colony with perfect **Vastu Shastra**. It has an excellent connectivity of **Schools , Hospitals, Metro** and is stone throw distance away from **Sona road** and **NH-8**.

This 310sq. yard floor with **modern interior** has abundant **natural light** exquisite combination of spacious living. Floor to ceiling glass windows and gorgeous view of **lush green gardens**. It has a fully loaded **kitchen, powder toilet , servant quarter , Mandir with 2 car parks**.

01 RCC Work

1.1 Cement	_____	Ultratech
1.2 Steel	_____	Rathi
1.3 Aggregate	_____	CLASS 1 AGGREGATE (20mm and 10mm as per need)
1.4 Sand	_____	CLASS 1 Dadri
1.5 Mix	_____	All RCC work with Damp Proof course topped in ratio of M30(if by hand) AND M25(if by RMC) 1:1:2 (cement: Sand: Blue stone aggregate) The basic structure would be R.C.C framed with individual R.C.C Footings and composite R.C.C with 3' thickness as per structure Engineer recommendation
1.6 Structure	_____	Four Floors with Stilt parking with earthquake resistant structure (Structural Engineered approved & monitored at every stage)

02 Brick Work

2.1 Bricks	_____	Class 1 DBF bricks in covered area/fly ash blocks wherever needed for the elevation to keep structure light
Cement Ratio		
2. Bricks	_____	1:6
3. Masonry Work	_____	1:6
4. Insight Plastering	_____	1:4:6
5. Outside Plastering	_____	1:4:6

03**Doors & Windows**

- | | | |
|--------------|-------|--|
| 1. Frames | _____ | Ivory Coast frames |
| 2. Doors | _____ | Veneer door |
| 3. Windows | _____ | External all aluminium, internal all aluminium |
| 4. Mouldings | _____ | Ivory Coast |
| 5. Hinges | _____ | Hettich/Dorset |
| 6. Hardware | _____ | Dorset |

04**Brick Work**

- | | | |
|-------------------------|-------|---|
| 4.1 Wiring | _____ | Finolex/polycab |
| 4.2 MCB Electric Board | _____ | Siemens/ L&T eq |
| 3. Switches & Plates | _____ | Modular switches Crabtree |
| 4. DB | _____ | Customised with L&T/ siemens/eq MCB |
| 5. Panel | _____ | Hager eq |
| 4.6 Earthing | _____ | Copper earthing as per requirement |
| 7. Fans | _____ | Havells/eq |
| 8. Exhaust Fans | _____ | Havells/eq |
| 4.9 TV, Telephone &Data | _____ | Finolex/eq |
| 10. AC | _____ | All Daikin Air conditioners provided |
| 11. Door Bell | _____ | Godrej /eq |
| 12. Video Door Phone | _____ | Godrej /eq |
| 13. Lighting | _____ | Imported Branded panel lights with warranty |
| 14. Main Panel Board | _____ | Customised with L&T & siemens fittings/eq |

05 Wood Work

1. Wardrobes _____ Laminate / Glass / Mirror Wardrobes finish in HDHMR carcass with Hettich fitting
2. Front Main Door _____ As per design in Veneer

06 Brick Work

- 6.1 Drainage & Sewerage _____ Supreme/Hindware
- 6.2 Overhead Tank _____ Supreme/Hindware

07 Toilets

- 7.1 Tiles _____ Designer italian tiles
- 7.2 Flooring _____ Designer italian tiles
3. Ceramics _____ Kohlar
4. Faucets _____ Kohlar

08 Kitchen

1. Cabinet — HDHMR Carcass
2. Sink — SS double bowl sink
3. Tiles — Designer Italian tiles on DEDO wall, commercial tiles behind carcass
- 8.4 Counters — Composite Stone/Granite
- 8.5 Chimney/
Microwave / Oven — Hafelle/kaf
6. Hob — Hafelle/kaf
7. Faucets — Kohlar

09 Pop Work

- 9.1 Material — JK
- 9.2 False Ceiling — As per interior designs
- 9.3 Punning — As per interior designs in straight line and 90degree

10 Elevation

1. Front — As per design
2. Sides & Back — As per design

11 Flooring

11.1	Living Area	_____	Italian Marble
2.	Drawing Room	_____	Italian Marble
3.	Dinning Room	_____	Italian Marble
4.	Lobby	_____	Italian Marble
12.5	Kitchen	_____	Italian Marble
6.	Bedrooms	_____	Italian Marble
7.	Toilets	_____	Designer italian tiles
8.	Skirting Detail	--	Italian Marble
9.	Stairs	_____	Granite
10.	Balcony	_____	ANTI SKID TILES AS/DESIGN
11.	Stilt	_____	Granite or matte tiles as per design
12.	Drive Way	_____	Granite or matte tiles as per design

12 Metal Work

1.	Gates		MS
2.	Grills		MS
3.	Stairs Railings		MS
4.	Balcony Railings		MS

13 Glass Work

1. Windows _____ Toughened glass
 2. Toilet Cubicles _____ Toughened glass cubicles
-

14 Lighting

- 14.1 Concealed _____ Imported Branded lights with warranty
 - 14.2 Exteriors _____ Imported Branded lights with warranty
-

15 Elevator

1. Stops & Size _____ 5 stops/6 Stops
 2. Interiors _____ As per interior designs
 3. Brand _____ OTIS
-

16 Security Systems

- I 16.1 Security _____ Video door phone

17 Sainitary & Plumbing

- 17.1 Sainitary Ware Kohlar
- 17.2 Wash Basin Kohlar
- 17.3 Diverter with plate Kohlar
- 17.4 Overhead Shower Kohlar
- 17.5 Basin Mixer _____ Kohlar
- 17.6 Concealed tank with plate _____ Gebrit/eq
- 17.7 Kitchen Sink _____ SS double bowl sink

18 Finished Interior

- 1. Common Areas.. TV ledge
- 2. Wooden Paneling _____ State of the ART interiors

19 Finished Exterior

- 1. SS _____ MS with concept
- 2. Railing Front Balcony _____ MS with concept
- 3. Main Gate _____ MS with concept

20 Termite Treatment

1. **Material** Lethal
2. **Pest control** Pest control at every level by PCI

21 Service & Servant

1. **Flooring** Tiles
2. **Bathroom** Tiles
3. **Wall paint** Basic
4. **Door** Flush door
5. **Electrical** Light

TYPICAL FLOOR PLAN



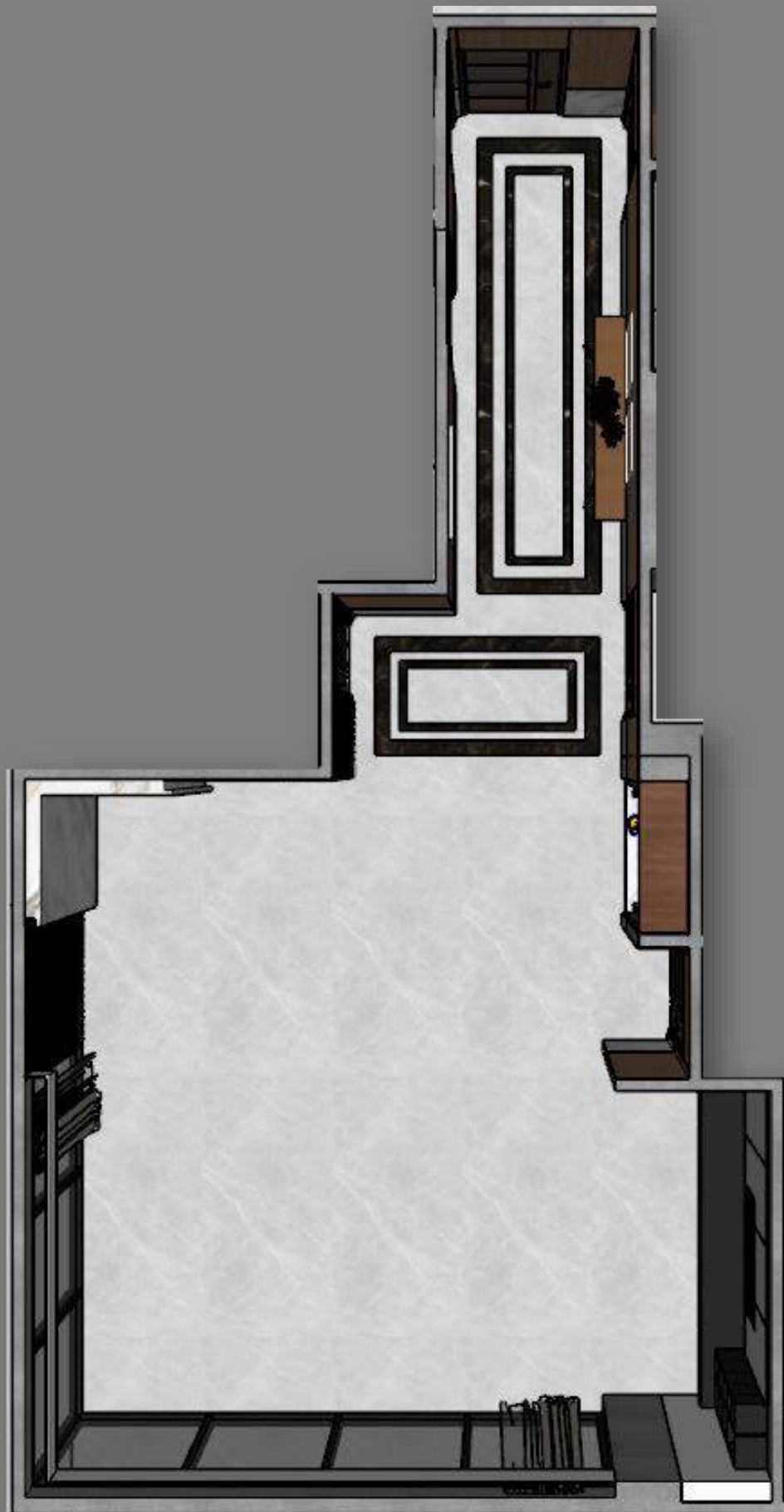
PROJECT :	DATE : 06.07.2023	TDA	THE DESIGN ARCHITECTS P-30 OLD PHASE - II, AKSHAY MARG, GURUGRAM GHAZIABAD
PLOT NO. B5-12H, MALIBU TOWN	AREA NO. : 01		
DRAWING TITLE :	DRAWN BY : CHITRA CHOPRA		
TYPICAL FLOOR PLAN			



TYPICAL FLOOR PLAN



TYPICAL FLOOR
LIVING AND DINNING





**TYPICAL FLOOR
LIVING AND DINNING**





**TYPICAL FLOOR
LIVING AND DINNING**

THE DESIGN ARCHITECT

P=3/3 ,DLF PHASE- II, GURUGRAM





TYPICAL FLOOR
LIVING AND DINNING



**AIMED ISMAEL
DESIGNS**

FALSE CEILING REF. IMAGE



**TYPICAL FLOOR
LIVING AND DINNING**



THE DESIGN ARCHITECT

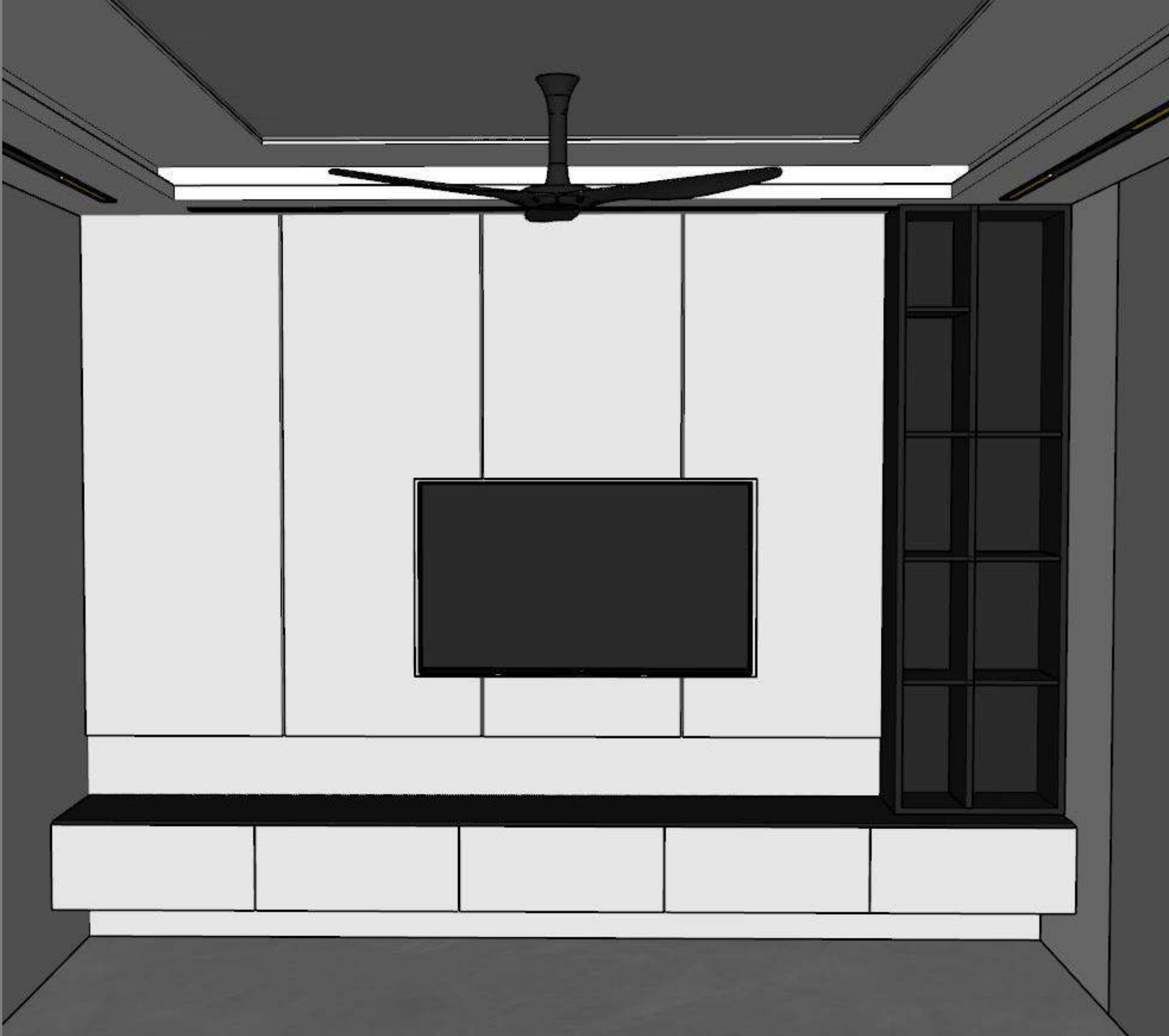
P=3/3 ,DLF PHASE- II, GURUGRAM



REF. IMAGE



TYPICAL FLOOR
MANDIR



TYPICAL FLOOR
LIVING AND DINNING



REF. IMAGE

TYPICAL FLOOR
LIVING AND DINNING





TYPICAL FLOOR
PASSAGE



THE DESIGN ARCHITECT

P=3/3 ,DLF PHASE- II, GURUGRAM



TYPICAL FLOOR
PASSAGE



DE
DE
DESIGN & DECOR
INTERIOR STUDIO

REF. IMAGE




TYPICAL FLOOR
PASSAGE



THE DESIGN ARCHITECT

P=3/3 ,DLF PHASE- II, GURUGRAM

PASSAGE FLOORING
REF. IMAGE



TYPICAL FLOOR
PASSAGE



TYPICAL FLOOR
BEDROOM-1





TYPICAL FLOOR
BEDROOM-1





A 3 DESIGN
architect | Interior



TYPICAL FLOOR
BEDROOM-1

REF. IMAGE

THE DESIGN ARCHITECT
P=3/3 ,DLF PHASE- II, GURUGRAM





FALSE CEILING REF. IMAGE

TYPICAL FLOOR
BEDROOM-1

THE DESIGN ARCHITECT

P=3/3 ,DLF PHASE- II, GURUGRAM



TYPICAL FLOOR
BEDROOM-1 TOILET





TYPICAL FLOOR
BEDROOM-1 TOILET



TYPICAL FLOOR
BEDROOM-1 TOILET






WALL AND FLOOR
TILE REF. IMAGE

TYPICAL FLOOR
BEDROOM-1 TOILET





REF. IMAGE



TYPICAL FLOOR
BEDROOM-1 TOILET

TYPICAL FLOOR
BEDROOM-2





TYPICAL FLOOR
BEDROOM-2




REF. IMAGE

TYPICAL FLOOR
BEDROOM-2

THE DESIGN ARCHITECT

P=3/3 ,DLF PHASE- II, GURUGRAM






TYPICAL FLOOR
BEDROOM-2

FALSE CEILING REF. IMAGE

TYPICAL FLOOR
BEDROOM-2 TOILET





TYPICAL FLOOR
BEDROOM-2 TOILET



TYPICAL FLOOR
BEDROOM-2 TOILET



WARDROBE




WARDROBE REF. IMAGE

TYPICAL FLOOR
BEDROOM-2 TOILET




WALL TILE
REF. IMAGE



TYPICAL FLOOR
BEDROOM-2 TOILET



FLOOR TILE
REF. IMAGE



TYPICAL FLOOR
BEDROOM-2 TOILET

TYPICAL FLOOR
BEDROOM-3

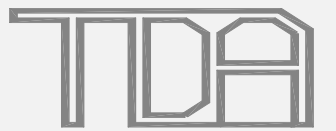




TYPICAL FLOOR
BEDROOM-3

THE DESIGN ARCHITECT

P=3/3 ,DLF PHASE- II, GURUGRAM





REF. IMAGE

TYPICAL FLOOR
BEDROOM-3

THE DESIGN ARCHITECT

P=3/3 ,DLF PHASE- II, GURUGRAM



FALSE CEILING
REF. IMAGE



TYPICAL FLOOR
BEDROOM-3

THE DESIGN ARCHITECT

P=3/3 ,DLF PHASE- II, GURUGRAM





TYPICAL FLOOR
BEDROOM-3



REF. IMAGE



TYPICAL FLOOR
BEDROOM-3



TYPICAL FLOOR
BEDROOM-3 TOILET



TYPICAL FLOOR
BEDROOM-3 TOILET



TYPICAL FLOOR
BEDROOM-3 TOILET



WALL AND FLOOR
TILE REF. IMAGE



TYPICAL FLOOR
BEDROOM-3 TOILET

TYPICAL FLOOR
BEDROOM-4





TYPICAL FLOOR
BEDROOM-4



REF. IMAGE



TYPICAL FLOOR
BEDROOM-4

THE DESIGN ARCHITECT

P=3/3 ,DLF PHASE- II, GURUGRAM



FALSE CEILING
REF. IMAGE



TYPICAL FLOOR
BEDROOM-4

Noha Saad
Interior Designer


THE DESIGN ARCHITECT
P=3/3 ,DLF PHASE- II, GURUGRAM




WARDROBE



WARDROBE REF. IMAGE



TYPICAL FLOOR
BEDROOM-4



TYPICAL FLOOR
BEDROOM-4 TOILET



TYPICAL FLOOR
BEDROOM-4 TOILET



TYPICAL FLOOR
BEDROOM-4 TOILET



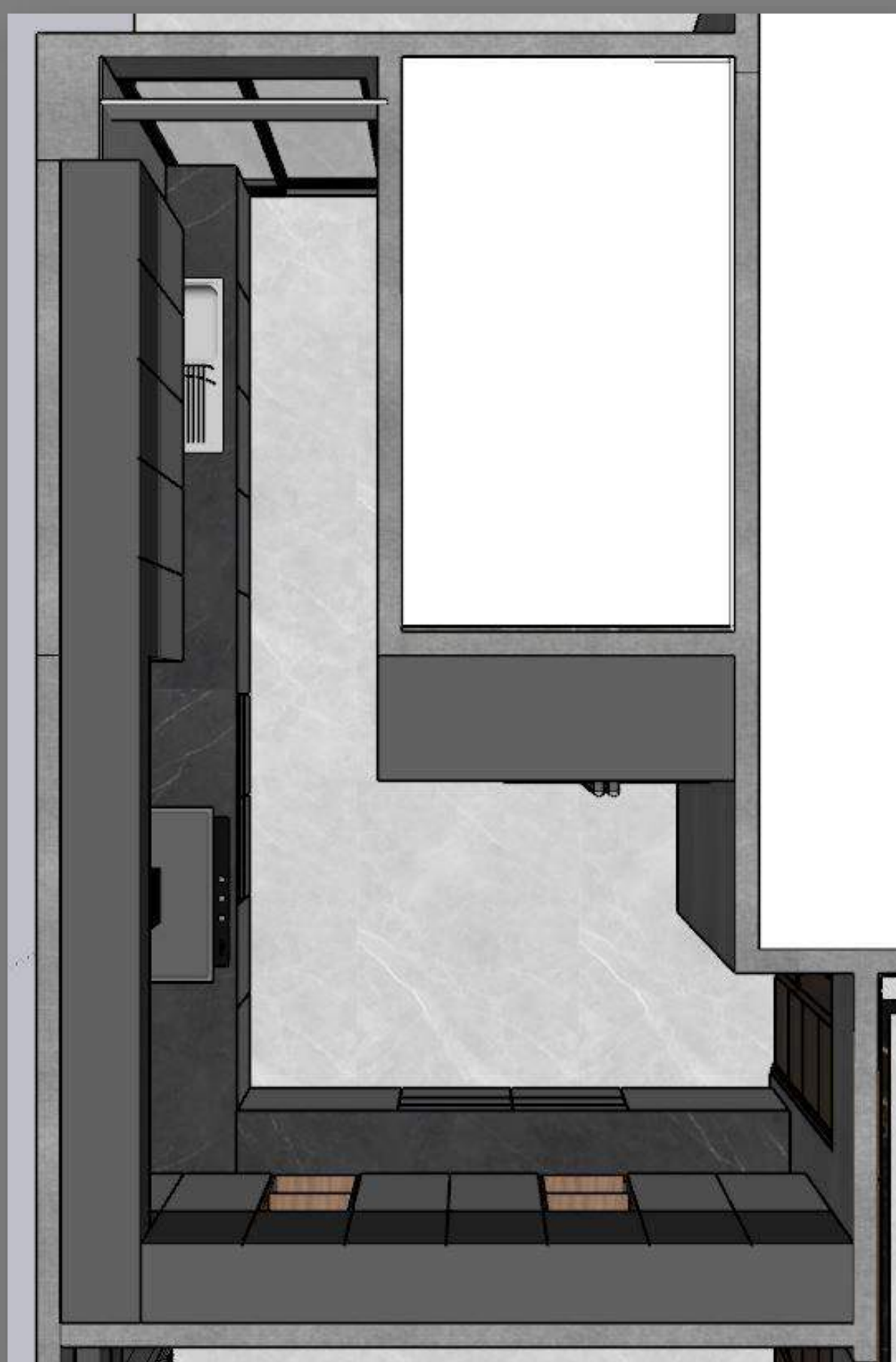
WALL TILE REF. IMAGE

TYPICAL FLOOR
BEDROOM-4 TOILET



FLOOR TILE REF. IMAGE

TYPICAL FLOOR
BEDROOM-4 TOILET



TYPICAL FLOOR
KITCHEN



TYPICAL FLOOR
KITCHEN



THE DESIGN ARCHITECT

P=3/3 ,DLF PHASE- II, GURUGRAM



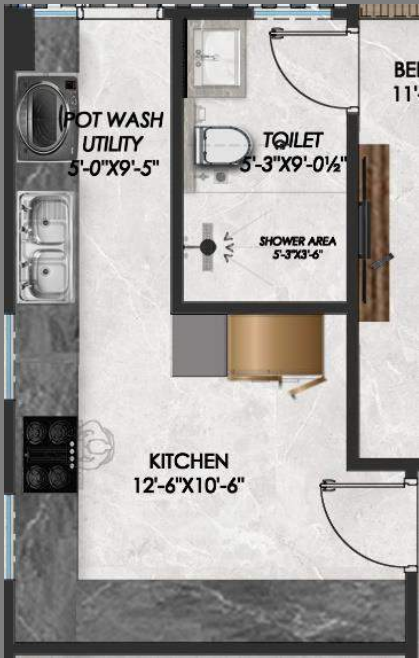
TYPICAL FLOOR
KITCHEN



TYPICAL FLOOR
KITCHEN



TYPICAL FLOOR
KITCHEN



TYPICAL FLOOR
KITCHEN



TYPICAL FLOOR
KITCHEN





TYPICAL FLOOR
TOILET



TYPICAL FLOOR
TOILET



THANK YOU



PLOT NO.- B5-12H
MALIBUTOWN GURUGRAM
HARYANA

THE DESIGN ARCHITECTS

P=3/3 ,DLF PHASE- II, GURUGRAM

